


Ventilated Cabinets



Clearview Cabinets



Storage Cabinets



Heavy 12 gauge steel construction provides protection for valuables. These cabinets are built for "rough and tough" use. The four shelves of 14 gauge steel are adjustable on 2" centers. Two doors per cabinet with full 180° swing. Cast bronze handle, padlock tang and 3 point locking device. Legs are made from 3/8" steel and are 6" in height. 9 gauge hinge leaf, 5/16" brass hinge pin, brass hinge washer, standard grease fitting. Many other sizes available, including extra wide. Made in USA. Stenciling available - Add \$75
Cabinets overall height 78"; 4 shelves; 24" deep

Cabinet Style	Width	Stock No.	Shelf Cap. (lbs.)	Wt. Lbs.	Price	Cabinet Style	Width	Stock No.	Shelf Cap. (lbs.)	Wt. Lbs.	Price
A	36	36244	1800	459	\$816.00	D	36	V36	1800	435	\$889.00
A	48	48244	1200	557	989.00	D	48	V48	1200	537	1061.00
A	60	60244	1525	685	1102.00	D	60	V60	1525	670	1195.00
B	36	36W44	1025	477	904.00	E	36	DD36	825	516	942.00
B	48	48W44	1375	567	1085.00	E	48	DD48	1150	624	1110.00
B	60	60W44	1750	669	1231.00	E	60	DD60	1450	722	1235.00
C	48	CV48	1200	536	1260.00	E	72	DD72	1775	813	1275.00
C	60	CV60	1525	675	1382.00						

Strong Hold Cabinets

- Style Standard Features
 C Clearview - Furnished with clear polycarbonate windows on doors
 D Ventilated - Furnished with diamond shape perforations for visibility and ventilation
 E Double Shifts - Feature separate locking handles on each door; 4 shelves on each side

Ideal for Evidence and Ordnance Storage

Double Shifts



Welded 9 gauge hinge leaf with 5/16" brass hinge pin



Cast Bronze handle for industrial use



Computer Cabinet / Top Clear View




This extra-sturdy computer cabinet is built to last. Fully welded 12 gauge steel construction. The upper compartment is 22"W x 20"D x 26"H and has a 1/4" thick polycarbonate window which provides a clear view of the monitor. Includes a three point locking system for security, 6 outlet power strip, and cooling fan with perforated shelf to aid circulation. 12" deep keyboard shelf is fixed 42" off the floor. Two adjustable lower shelves provide additional storage space. 26"W x 24"D x 72"H overall. Durable gray finish. Ships assembled.

Stock No. 26-CC-242 Price \$1100.00

SHIPPED ASSEMBLED

Wardrobes




EDGE CO • P.O. Box 338 • Little Ferry, N.J. 07643 • (201) 641-3222
TOLL FREE 1-800-833-4326 or 1-800-8-EDGE CO

BIN STORAGE CABINETS

TO ORDER CALL EDGE CO
1-800-833-4326

All-Bin



46-BB-240

PRICE

- 1) \$1189
- 2) \$1529

Organize, store and secure small parts in these heavy duty 12-gauge steel bin cabinets. These bin storage cabinets meet virtually every need for organization and security. With a 3-point locking system, padlock hasp, and sturdy 7-gauge legs, these cabinets are designed for industrial environments. The yellow bins are constructed of polypropylene and have a hopper front with label holder. They can be removed for easy part selection and restocking. The large bin is 8 1/4" wide, 14 3/4" deep, and 7" high, and can hold up to 60 pounds. The small bin is 4 1/8" wide, 7 3/8" deep, and 3" high, and can hold up to 10 pounds. We recommend these cabinets be anchored to your floor or wall.

MODEL	WIDTH	DEPTH	HEIGHT	O.A. HEIGHT	#SMALL BINS	#LARGE BINS	WEIGHT
1) ♦ 36-BB-240	36"	24"	72"	78"	94	32	596
2) ♦ 46-BB-240	48"	24"	72"	78"	144	40	732

- 1) Former #36-BSC-240
- 2) Former #46-BSC-240

Three Shelf



46-BBS-243

PRICE

- 1) \$1121
- 2) \$1444

In addition to the bin storage, these cabinets are available with 3 adjustable shelves. Not only can you store small parts but you can store those heavy tools as well. The large bin is 8 1/4" wide, 14 3/4" deep, and 7" high, and can hold up to 60 pounds. The small bin is 4 1/8" wide, 7 3/8" deep, and 3" high, and can hold up to 10 pounds. We recommend these cabinets be anchored to your floor or wall.

TO ORDER CALL EDGE CO
1-800-833-4326

MODEL	WIDTH	DEPTH	HEIGHT	O.A. HEIGHT	SHELF P/N	SHELF CAPACITY	#SMALL BINS	#LARGE BINS	WEIGHT
1) ♦ 36-BBS-243	36"	24"	72"	78"	3-16BS	1350	94	16	579
2) ♦ 46-BBS-243	48"	24"	72"	78"	4-16BS	850	144	20	756

- 1) Former #36-BSC-243
- 2) Former #46-BSC-243

Four Shelf



46-BS-244

PRICE

- 1) \$1099
- 2) \$1299

These bin storage cabinets are equipped with four adjustable heavy duty shelves and small bins located on the doors. These cabinets are shipped completely assembled. The small bin is 4 1/8" wide, 7 3/8" deep, and 3" high, and can hold up to 10 pounds. We recommend these cabinets be anchored to your floor or wall.

TO ORDER CALL EDGE CO
1-800-833-4326

MODEL	WIDTH	DEPTH	HEIGHT	O.A. HEIGHT	SHELF P/N	SHELF CAPACITY	#SMALL BINS	#LARGE BINS	WEIGHT
1) ♦ 36-BS-244	36"	24"	72"	78"	3-16BS	1350	94	0	533
2) ♦ 46-BS-244	48"	24"	72"	78"	4-16BS	850	144	0	651


- 1) Former #36-BSC-243
- 2) Former #46-BSC-243

♦ Denotes stock item - most ship in 48 hours
Load capacities listed in the charts are based on uniform loading.
Extra shelves available, order by P/N.

BIN STORAGE CABINETS

TO ORDER CALL E D G E C O
1-800-833-4326

Four Drawer



This 12-gauge all-welded storage cabinet comes with 110 yellow bins, an adjustable shelf and 4 drawers. Two drawers are 3" high, one drawer is 4" high, and one drawer is 6" high. All drawers are 30" wide and 14" deep. Ball bearing slides provide for smooth opening of drawers. The large bin is 8 1/4" wide, 14 3/4" deep, and 7" high and can hold up to 60 pounds. The small bin is 4 1/8" wide, 7 3/8" deep and 3" high and can hold up to 10 pounds. Organize small parts and tools as well as larger items. The 7-gauge legs have 3/4" diameter holes for anchoring to the floor.

PRICE
\$1499

36-BBS-241-4DB

MODEL	WIDTH	DEPTH	HEIGHT	O.A. HEIGHT	SHELF P/N	SHELF CAPACITY	#SMALL BINS	#LARGE BINS	WEIGHT
◆36-BBS-241-4DB	36"	24"	72"	78"	3-16BSC/P	1350	94	16	739

TO ORDER CALL E D G E C O
1-800-833-4326

Countertop



These heavy duty countertop storage cabinets allow high capacity shelf space and small-bin storage areas. These also maximize space since they can be used under tables or where height is limited. The sturdy yellow bins are waterproof, oil and chemical resistant plastic. The 12-gauge steel all-welded construction gives long service and added security. The bins are 4 1/8" wide, 7 3/8" deep, and 3" high and can hold up to 10 pounds.

33.5-BS-202

MODEL	WIDTH	DEPTH	HEIGHT	ADJ SHELVES	SHELF P/N	SHELF CAPACITY	#SMALL BINS	WEIGHT
1) 33-BS-202	36"	20"	36"	2	3-12BS	1000	40	277
2) 33.5-BS-202	36"	20"	42"	2	3-12BS	1000	52	306
3) 33-BS-242	36"	24"	36"	2	3-16BS	1350	40	287
4) 33.5-BS-242	36"	24"	42"	2	3-16BS	1350	52	323
5) 43-BS-242	48"	24"	36"	2	4-16BS	850	63	348
6) 43.5-BS-242	48"	24"	42"	2	4-16BS	850	81	407

PRICE PRICE
1) \$790 4) \$805
2) \$859 5) \$869
3) \$850 6) \$1029

TO ORDER CALL E D G E C O
1-800-833-4326

NEW! Bin Storage with Wardrobe Style Shelves



Need a place to put those small tools and organize your shop – look no further. This all-welded storage cabinet comes with 165 yellow bins, three adjustable wardrobe shelves and one full width shelf. The large bin is 8 1/4" wide, 14 3/4" deep, and 7" high and can hold up to 60 pounds. The small bin is 4 1/8" wide, 7 3/8" deep, and 3" high and can hold up to 10 pounds. We recommend these cabinets be anchored to your floor or wall.

PRICE
\$1529

46-BSCW-241-3WLR

MODEL	WIDTH	DEPTH	HEIGHT	O.A. HEIGHT	CLOSET SHELF P/N	CLOSET SHELF CAPACITY	SHELF P/N	SHELF CAPACITY	#SMALL BINS	#LARGE BINS	WEIGHT
◆46-BSCW-241-3WLR	48"	24"	72"	78"	4-16WLR	750	4-16BS	850	144	21	729

◆ Denotes stock item – most ship in 48 hours
Load capacities listed in the charts are based on uniform loading.
Extra shelves available, order by P/N.