



WT34E



WT42CBE



REDUCED PRICES - "ALL BLACK" Easy Roll Thermoplastic Carts with Lockable Casters, Lifetime Warranty

All-Purpose Carts. These rolling 4" swivel wheels, two- or three shelf carts support up to 200 lbs. 18"x24" pebble surfaced non-slip shelves have a retaining lip. Optional lockable cabinet in putty color enamel finish fits 26", 34" and 42" carts. Easy to assemble. Thermoplastic carts won't crack, warp or peel. Molded-in handle.

Black Shelves & Posts. (Decorator Colors: Red, Burgundy, Green, Purple, Orange, Gray, Yellow, Shelves; Posts - Putty)

Model #	Description	Wt.	Black Price	Color Price
WT26	26" Tuffy Cart	20	\$89.99	\$109.99
WT34	34" Tuffy Cart	26	94.99	129.99
WT42	42" Tuffy Cart	29	99.99	139.99
E	Electric Assembly	4	39.00	39.00
C	Lockable Cabinet	18	80.00	109.99
B	2 8" Big Wheels	8	39.00	39.00

WT26E

Tables

- Laminate top
- 29 1/2" H
- 1 1/4" thick top. Chrome plated steel base.

Top Size	GRAY NEBULA	LIGHT OAK	MAHOGANY	CHERRY	Price
	Stock No.	Stock No.	Stock No.	Stock No.	
36" dia.	32327	32335	32352	32371	\$249.00
36"Lx36"W	32427	32435	32452	32471	\$249.00
42" dia.	32527	32535	32552	32571	\$274.00
42"Lx42"W	32627	32635	32652	32671	\$274.00

Stack Chairs

- Chrome-plated steel frame
- 21"Wx22"Dx33"H overall
- Plastic shell. 17"Wx14 1/2"H back. Stack 25 high. Order in quantities of 4, priced each.

Seat WxD	Burgundy Stock No.	Navy Stock No.	Dark Gray Stock No.	Black Stock No.	Price (4+)
18 1/2x17 1/2"	32703	32719	32728	32729	\$58.40



Desk Stand

Positions paperwork at a comfortable viewing angle. Includes 8 1/2" x 11" 5-mil. transparent pockets with color borders. Size: 20" W x 9" D.

Model #	Description	Price
D292	20 Pockets	\$139.00

PAPERWORK ORGANIZERS



Wall Unit Organizer

Displays paperwork, at eye level. Includes 8 1/2" x 11" 5-mil. transparent pockets with color borders; insert and remove easily. Ten color-coded index tabs provided. Add additional wall units to expand capacity. Size: 20" W x 12" H.

Model #	Description	Price
W292	20 Pockets	\$138.00

STACKING CHAIRS 4/Pack



Constructed with color-permeated lightweight and durable polypropylene material.

- Welded cross-brace bars add strength and stability
- Flexible contoured seat for comfort
- Each chair weights just 10 lbs.
- Stack up to 12 high
- 30 1/2"H x 19 1/4"W x 19 7/8"D



Blue	Black	Burgundy	Green	Gray
8125	8110	8118	8106	8107

Price Per Pack \$159.99



Charcoal
(2)



Black
(1)



Platinum
(3)



D
Platinum
(3)



E
Charcoal
(2)

**In-stock
Finishes**



Black
(1)

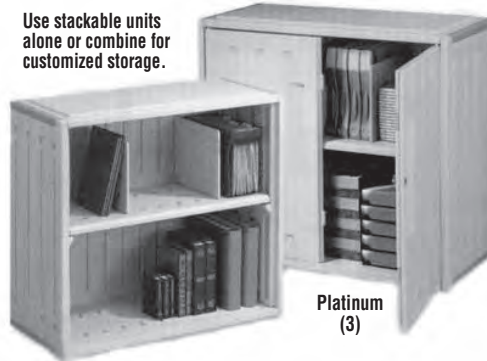


Charcoal
(2)



Platinum
(3)

Use stackable units
alone or combine for
customized storage.



B
Platinum
(3)



IMPORTANT: When ordering, add the finish/fabric code to the model number. Codes may vary in length and placement. Example: ICE-92571

Officeworks™ Storage Cabinets

- Durable, commercial grade cabinets
- Dent and scratch resistant blow-molded high-density polyethylene with double walls
- Easy to clean and resistant to cleaning chemicals
- Recessed handles
- Key lock
- Easy assembly—minimal tools

No.	Unit	Price
A. 72" High Cabinet		
• Four shelves, three adjustable		
• 125 lb. capacity per shelf		
• 27-1/2 cu ft.		
36"W x 22"D—Shpg. wt. 101 lbs.		
ICE-9257__	Each	\$399.99
66" High Cabinet		
• Three shelves, two adjustable		
• 75 lb. capacity per shelf		
• 18-2/5 cu ft.		
33"W x 18"D—Shpg. wt. 80 lbs.		
ICE-9255__	Each	\$299.99
46" High Cabinet		
• Two shelves, one adjustable		
• 75 lb. capacity per shelf		
• 17-3/10 cu ft.		
36"W x 22"D—Shpg. wt. 68 lbs.		
ICE-9256__	Each	\$309.99

Snapcase™ Stackable Storage System

- A modular storage system that works in multiple areas
- Ideal for static filing system, storage cabinet or bookshelf
- Snap-together, stackable units have movable dividers to adjust shelf width
- Steel-reinforced blow-molded high-density polyethylene is lightweight and impact-resistant—resists scratches and dents
- 75 lb. capacity per shelf
- Fits letter and A4 size binders

No.	Unit	Price
B. Stackable Storage Cabinet		
• Use alone, stack up to two high, or with Two-Shelf Unit ICE-20756		
• Included two movable dividers and lock		
36"W x 16"D x 22"H—Shpg. wt. 46 lbs.		
ICE-20756	Platinum Each	\$239.99
C. Stackable Open Two-Shelf Unit		
• Use alone or with Storage Cabinet ICE-20796		
• Included two movable dividers		
• Beveled front edge for labeling		
36"W x 16"D x 32"H—Shpg. wt. 38 lbs.		
ICE-20796	Platinum Each	\$240.99

Rough 'N' Ready Open Shelving

- Solid surface shelves prevent small items from falling through
- Legs and uprights constructed of heavy wall polypropylene plastic, interlock for extra strength
- Easy to assemble

No.	Unit	Price
D. Five-Shelf System		
• Commercial grade, open shelf system		
• Blow-molded high-density polyethylene shelves engineered for 180 lbs. per shelf load capacity (evenly distributed)		
• 16" clearance between shelves		
• Includes feet to raise system 2" off floor		
• Wall clips for extra security		
Overall: 74" high		
Shelf size: 36"W x 18"D x 1-3/4"H—Shpg. wt. 41 lbs.		
ICE-2085__	Each	\$169.99
E. Four-Shelf System		
• Lighter duty, open shelf system		
• Injection-molded polyethylene shelves engineered for 75 lbs. per shelf load capacity (evenly distributed)		
• 15" clearance between shelves		
Overall: 54" high		
Shelf size: 32"W x 13"D x 2-1/8"H—Shpg. wt. 18 lbs.		
ICE-2084__	Each	\$79.99


EDGE CO • P.O. Box 338 • Little Ferry, N.J. 07643 • (201) 945-5660 • Fax (201) 945-5966

Toll Free 1-800-833-4326 or 1-800-8-EDGE CO Additional NEW Products Are At: edgecoamerica.com

A. Mobile Stool Unit

All stool units have 13" diameter stools and 30" wide tops. Tops are surfaced with high pressure plastic laminate and edged with black vinyl T-moulding. Perma-Tuff edging is available at an additional cost. Stool height is 17"H on 29"H table. Please specify stool color.

Table Length	No. of Stools	Frame Finish	Walnut Top	Bannister Oak Top	Gray Glace Top	Ship Wt.	Price Ea.
8'1"	8	Black Powdercoat	8554N	8555N	8556N	226 lbs.	\$1,296.88
8'1"	8	Chrome	8557N	8558N	8559N	226 lbs.	\$1,462.88
10'1"	12	Black Powdercoat	8560N	8561N	8562N	286 lbs.	\$1,485.88
10'1"	12	Chrome	8563N	8564N	8565N	286 lbs.	\$1,645.88
12'1"	12	Black Powdercoat	8566N	8567N	8568N	304 lbs.	\$1,631.88
12'1"	12	Chrome	8569N	8570N	8571N	304 lbs.	\$1,780.88
12'1"	16	Black Powdercoat	8572N	8573N	8574N	353 lbs.	\$1,808.88
12'1"	16	Chrome	8575N	8576N	8577N	353 lbs.	\$2,026.88
60" Diam.	8	Black Powdercoat	8578N	8579N	8580N	220 lbs.	\$1,532.88
60" Diam.	8	Chrome	8581N	8582N	8583N	220 lbs.	\$1,576.88



Easy Floor Maintenance



Shur-Lok mechanism with Easy-Clean, intermediate locking feature saves time and reduces back strain.

midwest FOLDING PRODUCTS



B. Mobile Bench Units

Midwest's exclusive Easy-clean feature saves time and energy when moving tables for floor cleaning. Casters automatically lift from the floor when units are opened for use, making sure your Mobile Bench Units stay neatly aligned. Heavy-duty, 4" dia. x 1-1/4" wide, swivel casters make rolling these units effortless. All tabletops are 30" wide x 29" high. 27" units are available upon request. Tabletops and benches are edged with black vinyl edge moulding. Epoxy edging is available upon request. Available in either chrome or black powdercoat frame.

Table Length	Frame Finish	Walnut Top/Bench	Bannister Oak Top/Bench	Gray Glace Top/Bench	Ship Wt.	Price Ea.
8'1"	Black Powdercoat	4015N	4006N	4024N	260 lbs.	\$1,312.88
8'1"	Chrome	8545N	8546N	8547N	260 lbs.	\$1,383.88
10'1"	Black Powdercoat	4018N	4009N	4027N	280 lbs.	\$1,396.88
10'1"	Chrome	8548N	8549N	8550N	280 lbs.	\$1,463.88
12'1"	Black Powdercoat	4021N	4012N	4030N	314 lbs.	\$1,426.88
12'1"	Chrome	8551N	8552N	8553N	314 lbs.	\$1,532.88

Table Dimensions	Frame Finish	Walnut Top	Bannister Oak Top	Gray Glace Top	Ship Wt.	Price Ea.
12'1" x 30" W	Black Powdercoat	8608N	8609N	8610N	200 lbs.	\$867.88
12'1" x 30" W	Chrome	8611N	8612N	8613N	200 lbs.	\$950.88
48" Round	Black Powdercoat	3868N	4051N	8620N	112 lbs.	\$579.88
48" Round	Chrome	8621N	8622N	8623N	112 lbs.	\$705.88
60" Round	Black Powdercoat	3871N	4054N	8624N	147 lbs.	\$650.88
60" Round	Chrome	8625N	8626N	8627N	147 lbs.	\$739.88
60" Square	Black Powdercoat	3874N	4057N	8628N	155 lbs.	\$629.88
60" Square	Chrome	8629N	8630N	8631N	155 lbs.	\$720.88
48" Hexagon	Black Powdercoat	3877N	4060N	8632N	110 lbs.	\$617.88
48" Hexagon	Chrome	8633N	8634N	8635N	110 lbs.	\$712.88
60" Octagon	Black Powdercoat	3880N	4063N	8636N	144 lbs.	\$650.88
60" Octagon	Chrome	8637N	8638N	8639N	144 lbs.	\$732.88
60" x 72" Oval	Black Powdercoat	3229N	3230N	3231N	160 lbs.	\$727.88
60" x 72" Oval	Chrome	3232N	3233N	3234N	160 lbs.	\$819.88

C. Mobile Shape Tables

Economy priced tables to "roll and unfold" for school luncheons, banquets, bake sales, scouting affairs, etc. One person can easily open, fold and transport even the largest models. Units feature Shur-Lok automatic gravity locks. All table tops are 29" high with black vinyl edge moulding. Available in either chrome or black powdercoat frame.



D. Convertible Bench Units

The Convertible Bench Unit is our most versatile product. These models can be configured to accommodate a wide range of activities. A quick flip of the back rest converts your multipurpose room from an auditorium to a lecture hall. Positioning units facing each other transforms your facility into an efficient cafeteria. Tabletops and benches are edged with black vinyl edge moulding. All tabletops are 29" high. Available in black powdercoat frame finish furnished with a chrome plated leg pedestal. Optional neoprene rubber couplings are secured to the tabletop frames to prevent the table units from separating while in use. Couplings are factory installed and must be purchased at the same time as the tables.

Table Length	No. of Seats	Frame Finish	Walnut Top/Bench	Bannister Oak Top/Bench	Gray Glace Top/Bench	Ship Wt.	Price Ea.
6"	4	Black Powdercoat	4572N	4573N	4574N	102 lbs.	\$761.88
7"	4-5	Black Powdercoat	4578N	4579N	4580N	106 lbs.	\$783.88
8"	5-6	Black Powdercoat	4584N	4585N	4586N	110 lbs.	\$805.88
6294N			Coupling Device			1 lb.	\$29.88




Table to table coupling

Stool Colors



Laminate Top & Bench Colors



cafeteria tables



Keyless Electronic Welded Storage Cabinet

Heavy gauge welded steel construction, meets ANSI/BIFMA shelf standards. Four adjustable shelves on 2" centers, plus raised bottom shelf. Three sets of hinges on each door. The cabinets are equipped with a keyless electronic coded locking system. The coded lock is available with two passwords, the administrator and the user. These can be changed to any combination of numbers, four for the user and six for the administrative password. The keypad also keeps a record for the day, date and time of when the cabinet is accessed, which can be displayed when the mechanism is idle. Emergency key included. Powder coat paint finish.



EA4E 361872-00	36"W X 18"D X 72" H	\$425
EA4E 361878-00	36"W X 18"D X 78" H	\$450
EA4E 362472-00	36"W X 24"D X 72" H	\$465
EA4E 362478-00	36"W X 24"D X 78" H	\$479
EA4E 462472-00	46"W X 24"D X 72" H	\$510
EA4E 462478-00	46"W X 24"D X 78" H	\$529



Cart folded and ready for storage.



Folding Office/Beverage Cart

Convenient, fold-away steel office/beverage cart features two 25" w x 15" d shelves with 1/2" rims that hold up to 30 lbs. Top and bottom shelves fold up, legs in, and top down for compact storage. 3 1/2" casters. 26" w x 16" d x 30" h. Shpg. wt. 25 lbs.

8965BL \$159.99 Each



Teacher's Desks

Steel Double Pedestal Desk **new!**

• 16-gauge steel frame

A generous 1 1/4" - thick high pressure laminate work surface with two grommets sits atop a refreshed steel frame desk. Side panels feature a contemporary perforated design. There is ample storage with 2 box and 2 file drawers, and a center drawer, all of which lock. A 9mm light gray edge band protects your work surface. Legs feature leveling glides.

Laminate top




Maple



Cherry

Product No.	Description	HxWxD	Lbs.	Price
66360	Double Pedestal Steel Desk	30"x60"x29 1/2"	191.0	\$419.99

Specify laminate top color, see right.



Quick, easy setup



Mobile Office Partition

Simple to set up; easy to fold away for compact storage. Quickly divide a room to establish a temporary conference center, break room or training area. Tackable free standing panes are "H" and include two convenient pull handles at each end. Durable 1 1/2" aluminum frame in your choice of durable fabric colors. Each portable panel includes two swivel casters for easy mobility. **Add color suffix: Blue (BL), Gray (GY), Beige (BG), or Green (GRN). Easy Assembly. Frame Black.**

Model	Description	W"	Price
RW7272	3 Panel	6	\$599.00
RW7212	5 Panel	10	899.00
RW7216	7 Panel	14	1125.00
RW7221	9 Panel	18	1399.00

Durable Cluster Seating for Indoors or Outdoors

Sturdy, durable cluster seating for indoors or outdoors is now available. Easy-to-clean sanitary stainless steel table and scratch resistant powder coat steel seats are both water proof and fire proof. Great for break rooms, lunch rooms, patios, and other areas where you need comfortable, convenient seating.

Choose from five bold, vibrant seat colors. Table available in 65"W or 71"W. Heavy duty steel frame lasts for years. Adjustable foot glides allow you to compensate for uneven floors. Some assembly required.


- Auto return swivel seats
- Powder coat finish won't wear or fade
- Unit may be installed permanently



\$595
65"W TABLE W/
CLUSTER SEATING

First Aid Couch

- 2" Ultra-firm foam padding
- Premium, stain-resistant, woven, knit-backed vinyl upholstery
- Dual frame construction with separate base & headrest sections
- Non-adjustable wedge headrest
- Chrome-plated, round, steel legs
- Dimensions: 72" L x 27" W x 18" H
- Choice of upholstery color
- 300 lbs. weight capacity
- 3-Year Limited Manufacturer's Warranty



300 lbs
Weight
Capacity

KEY NO.	DESCRIPTION	WxDxH	PRICE	
A 44520	Table w/ 4 chairs	65"x48"29"	\$595	IN STOCK! Arrives: 1-2 weeks
— 44521	Table w/ 4 chairs	71"x48"29"	695	

CHOOSE CHAIR COLOR:

NAVY	RED	YELLOW	BURGUNDY	BLACK
------	-----	--------	----------	-------

ITEM#	SPECS	EACH
270036	Chrome Leg Couch	\$411.00
61006	Adjustable Wedge Headrest	\$42.09

Security & Safety Mirrors

- Help prevent shoplifting ... improve store security.
- Help prevent accidents at blind corners, entrances, intersections, etc.



ORDERING INFORMATION

Indoor mirrors are standard with a gray frame. Outdoor mirrors have rubber frames with weatherproof backs. All mirrors are complete with mounting hardware.

Dia.	Wgt. Lbs.	INDOOR TYPE		Wgt. Lbs.	OUTDOOR TYPE	
		MODEL	PRICE		MODEL	PRICE
ROUND STANDARD GLASS						
13"	6	CV-13*	\$45.00	7	CR-13	\$67.00
18"	8	CV-18*	62.00	9	CR-18	86.00
26"	16	CV-26*	83.00	17	CR-26	119.00
30"	20	CV-30*	126.00	22	CR-30	163.00
36"	30	CV-36*	139.00	32	CR-36	176.00
ROUND BREAK-RESISTANT SILVER-PLEX						
13"	7	PLX-13*	\$41.65	7	PLXR-13	\$64.00
18"	8	PLX-18*	56.07	8	PLXR-18	88.00
26"	16	PLX-26*	86.60	16	PLXR-26	129.00
30"	18	PLX-30*	130.65	18	PLXR-30	168.00
36"	29	PLX-36*	151.13	29	PLXR-36	189.00

THE Sentinel DOME 360

ACRYLIC MIRROR

Available in these sizes:

- 18"\$88.00
- 24"134.00
- 36"220.00



The Dome 360 affords 360° vision at all times. Practical applications include offices, or halls in schools, hospitals, lobbies, assembly lines, traffic areas in warehouses, etc. Deters pilferage and requires no operation or maintenance. Constructed of lightweight shatterproof acrylic, and is easily installed.

THE Sentinel DOME 180

(One-Half of Dome 360)

180° Dome
Provides 3-way vision for "T" intersections.



Available in these sizes:
Size Model No.

- 24" \$81 HDO-24
- 18" 56 HDO-18

THE Sentinel DOME 90

(One Quarter of Dome 360)

90° Dome
2-way vision for "L" intersections. Eliminates blind corners. Ideal for elevators, hallways and other small areas.



Available in these sizes:
Size Model No.

- 24" \$81 QDO-24
- 18" 56 QDO-18

HEAVY-DUTY STEEL SHELVING

Strong and sturdy heavy-gauge steel 6-shelf units. Choice of industrial (725 lb. per shelf load capacity) or commercial (350 lb. capacity) series. Each unit is complete in itself with posts, shelves, back and side braces. Features box beam shelf design and double-sided compression clips. Shelves lock in place but can be easily repositioned in 1" increments. Shelves are ribbed for additional support. Durable Dark Gray finish. All units shipped ready for easy assembly.




INDUSTRIAL SHELVING - 85" H

Model No.	W	D	Price
28920	36"	12"	\$173.00
28922	48"	12"	205.00
28924	36"	18"	189.00
28926	48"	18"	220.00
28928	36"	24"	206.00
28948	48"	24"	240.00

COMMERCIAL SHELVING - 75" H

Model No.	W	D	6+
28932	36"	12"	\$137.00
28934	36"	18"	144.00
28936	36"	24"	160.00

All units include 6 shelves. Ships UPS



1. Extra-strong box shelf beam supports front sides for increased shelf capacity.
2. Double-sided wedge action compression clip distributes weight evenly.



ALL STEEL RECORD STORAGE SYSTEMS

- STORE UP TO 80 BOXES PER UNIT.
- 100% ALL STEEL CONSTRUCTION... NO POSSIBILITY OF FORMALDEHYDE GAS FROM PARTICLE BOARD SHELVES.
- AIR CIRCULATION BETWEEN BOXES HELPS ELIMINATE ODORS.

With this new Record Storage System you can organize your records' area into an efficient information center. Stored files may be easily identified and/or retrieved without lifting or unstacking heavy boxes.

Each row of file boxes fits into its own channel, maintaining an orderly appearance. Heavy gauge all steel construction provides lasting protection for valuable records. Baked enamel finish. Boxes slide in and out of channels easily. Shipped KD. Easily assembled. Use only file boxes measuring 12"W x 15"D x 10"H. (Boxes Not Included).

O.A. dim. WxDxH	# levels	Boxes stored	Wt. lbs.	Model	Price 1-3	4+
69x15x57"	3	30	182	325	\$310.00	\$292.00
69x15x83"	4	40	221	387	369.00	348.00
69x30x57"	3	60	226	464	444.00	418.00
69x30x83"	4	80	361	599	569.00	554.00

BRUTE® Rollout Containers

• 50 gal container has heavy-duty 8" wheels that afford easy mobility and an attached hinged lid that fits tightly and swings back and locks.

• 65 and 95 gal containers have a steel catch bar and a molded-in foot tilter that helps maneuver heavy loads.



9W27

9W27
Colors: Blue, Gray
Container with Lid
8" HD wheels
Hinged lid
50 U.S. gal cap.
29.8" l x 24.4" w x 26.8" h
Price: **\$129.99**

9W21
Color: Gray
65 U.S. gal cap.
32.3" l x 25.3" w x 41.8 h
Price: **\$219.99**

9W22
Color: Gray
95 U.S. gal cap.
25.4" l x 27.3" w x 25.6" h
Price: **\$239.99**

MEGA BRUTE® MOBILE WASTE COLLECTOR

- A highly maneuverable, versatile waste collection and sortation system that offers innovative design features for improving productivity and ease of use.
- High capacity: 120 gallons, 400 pounds.
- Highly maneuverable "diamond" wheel and caster pattern.
- Ergonomic, easy-access rear doors.
- Waste sortation options with 23 gallon Slim Jim® Container and can liner retaining straps.
- Optional, full coverage, hinged lid.

STRUCTURAL FOAM TILT TRUCKS

- Innovative structural foam molded body is engineered for durability.
- Fits through standard commercial doorways and onto elevators easily.
- Non-marking casters reduce touch up cleaning.

TILT TRUCKS

- Durable construction for transporting and dumping heavy loads with ease.
- Smooth surface is easy to clean and resists pitting and corroding.
- Easy to handle and maneuver.



1315-42



9T17

BRUTE® Container Systems

Quality built trash containers with optional flat lids and castered dollies. Variety of sizes for litter collector; ideal for businesses such as plants, factories, hospitals and nursing homes.

No.	Size	Color	Ctn.	Pkg.	Price Ea.
2632	32 Gallon	B, G, R, W, Y	6		\$39.00
2631	Flat Lid	G, R, W, Y	6		14.00
2637	Dome Top	G, R	1		79.00
2643	44 Gallon	B, G, R, W, Y	4		59.00
2645	Flat Lid	G, R, W, Y	4		22.00
2647	Dome Top	G, R	1		95.00
2655	55 Gallon	G	3		85.00
2654	Flat Lid	G	3		30.00
2657	Dome Top	G, R	1		99.00
2640	Dolly	Black	2		59.00
3526	28 Gallon Square	G, R, W	6		49.50
3527	Flat Lid	G, R, W	6		17.00
3536	40 Gallon Square	G, W	4		59.00
3539	Flat Lid	G, W	4		19.00
3530	Dolly	B	2		60.00

**\$10
Broken
Carton
Charge**



#3536 Flat Lid, Base, Dolly

Ctn. Pkg. Price Ea.

Color Code: B (Blue), G (Gray), R (Red), W (White), Y (Yellow)

Mega BRUTE® Mobile Waste Collector

9W73
Color: Black
120 U.S. gal capacity, 1 pack
52 1/2" l x 27 1/2" w x 42 1/2" h
Price: **\$499.99**



Rear doors allow easy, strain-free waste removal from the back of Mega BRUTE® Container

9W72
Color: Black
Lid for 9W73
49 1/2" l x 30" w x 10 1/2" h
Price: **\$189.99**

SORTATION OPTIONS
Holds an optional 23 gal Slim Jim® Container for improved waste sortation and recycling.

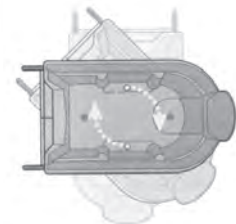


SLIM JIM® CONTAINERS 3540
Colors: Beige, Brown, Blue, Gray
23 U.S. gal cap.
20" l x 11" w x 30" h
Price: **\$49.99**

Large 12" wheels and 5" non-marking, locking casters in a diamond pattern allow Mega BRUTE® Container to turn on its own axis.



Liner retainer secures a 55 gal can liner and flips up for easy access to waste storage area.



Structural Foam Tilt Trucks

1011
Color: Black
Utility Duty
3/4 U.S. cu yd, 600 U.S. lb cap.
64 1/2" l x 30 1/4" w x 38" h
Price: **\$597.00 ea.**

1013
Color: Black
Standard Duty
3/4 U.S. cu yd, 1,000 U.S. lb. cap.
64 1/2" l x 30 1/4" w x 38" h
Price: **\$675.00 ea.**

Tilt Trucks

1315
Color: Black
Standard Duty
1 U.S. cu yd, 1250 U.S. lb cap.
72 1/4" l x 33 1/2" w x 43 3/4" h
Price: **\$890.00 ea.**

1315-42
Color: Black
Forkliftable Tilt Truck
Standard Duty
1 U.S. cu yd, 1250 U.S. lb cap.
72 1/4" l x 33 1/2" w x 43 3/4" h
Price: **\$1,078.00 ea.**

1304
Color: Black
Utility Duty
1/2 U.S. cu yd, 450 U.S. lb cap
56 3/4" l x 28" w x 38 5/8" h
Price: **\$331.30**

9T17
Color: Black
1/2 U.S. cu ud, 300 U.S. lb cap.
56 3/4" l x 28" w x 38 5/8" h
Price: **\$422.00**

Stacker or Stand Up Workstation



SALE

MaxStax

- Compact units holds two printers or fax machines.
- Middle pullout shelf allows easy access.
- Bottom shelf holds supplies.

25983 40 lbs. UPS

\$237.99

MaxStax

42¹/₄"H x 25¹/₈"W x 20"D



MaxStax with Double Printer

Adjustable Sit Down/Stand-Up Multi-Media Cart

Hydraulic adjustable multi-media cart, adjust from 29" to 36" in height. The base of the cart can be utilized as a printer platform or CPU platform. Constructed of heavy duty laminate with a steel frame. Pull-out keyboard measures 27"W x 12"D the work surface measures 24"W x 29"D. Teak color. Wt. 40 lbs.

\$212.00

Model #2936




SALE

\$199.99

Hi-Lo Adjustable Workstations

Pneumatically Height Adjusts



Convenient, compact units that feature one-touch pneumatic height adjustment. Units include mar-resistant laminated shelves, sturdy Black steel frames, guardrail and 2" locking casters. Adjustable-width CPU holder mounts on either side. Ready to assemble. 39¹/₂" W x 31¹/₂" D. **Shelves:** Teak.

A. Hi-Lo - Perfect for all ages. Monitor shelf adjusts 24³/₄" - 32¹/₂" high, pullout keyboard shelf from 20³/₄" to 28¹/₂".

B. Hi-Hi-Lo - For adult use, sitting or standing. Monitor shelf adjusts 31¹/₄" - 39¹/₄" high, keyboard shelf from 27¹/₂" - 35¹/₄".



Stock No.	Description	Price
80992	Hi-Lo Adjustable Workstation	\$299.99
46572	HiHi-Lo Adjustable Workstation	319.99

Stand-Up Workstation



Space-saving fixed height workstation accommodates all your computer equipment. Top shelf holds monitor, desktop CPU and basic supplies. Fixed keyboard shelf features pullout side extension for mouse. Adjustable height lower shelf mini-tower CPU or printer and supplies. 3/4" melamine laminate and sturdy steel construction. Heavy-duty dual-wheel casters, two locking. Includes all tools required for assembly. Meets or exceeds ISTA standards. 29¹/₄" W x 19⁵/₈" D x 44¹/₄" H.

BDY-6438-18 Gray

BDY-6438-36 Charcoal

\$231.99

Recycling Center

This recycling receptacle center is 100% recyclable and is constructed of impact and moisture polyethylene. Features 3 separate 28 gallon bins under one lid to help keep recyclables sorted. Decals are included to help customize your recycling center to your liking. Easy assembly. Limited lifetime warranty.



9798BL
Recycling Center
46"W x 16"D x 33"H

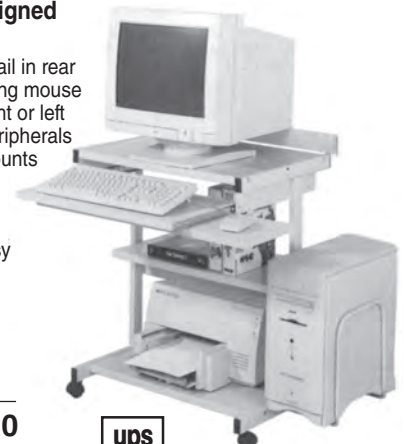
\$199.00

Space-Saving Workstation

Compact, versatile and designed for maximum convenience!

- Monitor shelf with safety guard rail in rear
- Pull-out keyboard shelf with sliding mouse platform that can be used on right or left
- Lower shelves for printer and peripherals
- Adjustable-width CPU holder mounts on either side of workstation
- Sturdy steel frame. Durable Computer Grey finish
- 1¹/₂" locking casters for safe, easy mobility
- Shipped ready to assemble
- Overall (without CPU): 23¹/₂"W x 24"D x 29³/₄"H

Model	Price
44162	\$203.00



ups

Adjustable-width CPU holder

ECONO MEDICAL CARTS AND ACCESSORIES

5-Drawer Emergency Cart



MODEL 3905M
\$931.00
List Price
~~\$1,295~~

Color: Red or Blue
Dimensions: 45"H x 20"D x 31"W
Drawers: 4 - 3", 1 - 6"
1 - 13" Quick slide bottom panel makes easy work of getting to larger equipment

3-Drawer Emergency Cart



MODEL 3903M
\$791.00
List Price
~~\$1,095~~

Color: Red or Blue
Dimensions: 39"H x 20"D x 31"W
Drawers: 2 - 3", 1 - 6"
1 - 13" Quick slide bottom panel makes easy work of getting to larger equipment

Standard Features:

- Heavy gauge steel construction with electronically welded seams
- Premium 5" (12.7 cm) donut-shaped casters
- Durable, long lasting compound glides on drawers for years of use
- Pre-drilled holes make accessorizing easy
- An 18-gauge U-Channel welded to an 18-gauge bottom panel gives the carts a secure caster base to roll from.
- Polyester power coat paint enables the carts to look great — even in the harshest environments.
- Carts with bottom compartment have front cover panel that swings up and slides into cart. Hasp closure for breakaway seals or padlock.



NEW!
Colors Available
Add \$45
Blue (BL)
Yellow (Y)
Sand (S)
Red (Rd)
Green (G)



Mini Cabinets

Smaller size fits conveniently beside your workbench.

- 16-gauge steel
- All-welded
- Steel worksurface
- 800-lb. overall capacity
- Individual drawer cylinder locks
- Color: Charcoal

1/2" lip on 3 sides of worksurface. 20"W x 19 1/4"D x 5"H locking drawers have ball-bearing slides and are keyed alike. 5" hard rubber casters — 2 rigid, 2 swivel.

E. 2 Drawers and Cabinet. Compact size is ideal for moving equipment from one workstation to another. 20"W x 12"H locking cabinet stores larger items.

F. 4-Drawer Cart. Outstanding mobility for small items and tools.

Key	Overall W x D x H	Drawer Qty.	Door Qty.	Stock Number	Net Each
E	23" x 20" x 34"	2	1	1842	\$432.00
F	23" x 20" x 34"	4	—	1843	\$432.00

Portable Bin Cabinet

Models F8-3892-A2 & F8-3893-A1

Offers a variety of storage options including drawers, shelving and door bins.

- 5" rubber casters
- Door features full-length piano hinge and single-point locking handle
- Individual locks on drawers
- Offset door brackets hold up to 12 parts bins
- Non-slip black rubber mat
- 3"-high backstop
- Handles up to 800 lbs.

Model No.	Dimensions W x D x H	Bins	Bin Dimensions	Price
F8-3892-A2	35" x 36" x 21"	(12) XS bins	5" x 4" x 3"H	\$599.90
F8-3893-A1	35" x 46" x 21"	(24) XS bins	5" x 4" x 3"H	753.99

EDGE CO • P.O. Box 338 • Little Ferry, N.J. 07643 • (201) 945-5660 • Fax (201) 945-5966

Toll Free 1-800-833-4326 or 1-800-8-EDGE CO Additional NEW Products Are At: edgecoamerica.com

NEW Econo Med Carts With Upgrade Standard Features

Model 3926C
Six-Drawer Emergency



Colors: Red or Blue
Size: 44" H x 18"D x 30.5" W
Drawers: 4 - 3" drawers, 1 - 6" drawer
1 - 12" drawer
Weight: 139 lbs.

\$1,049

Model 3915C
Five-Drawer Treatment



Color: Autumn White
Size: 37.5" H x 18"D x 30.5" W
Drawers: 3 - 3" drawers, 1 - 6" drawer
1 - 9" drawer
Weight: 106 lbs.

\$946

Model 3914C
Four-Drawer Emergency



Colors: Red or Blue
Size: 37.5" H x 18"D x 30.5" W
Drawers: 2 - 3" drawers, 1 - 6" drawer
1 - 12" drawer
Weight: 106 lbs.

\$919

Model 3923C
Three-Drawer Isolation



Colors: Autumn White or Yellow
Size: 44" H x 18"D x 30.5" W
Drawers: 2 - 9" drawers, 1 - 12" drawer
Weight: 120 lbs.

\$865

Standard Features:

- Heavy Duty steel construction with electronically welded seams
- Double wall cart body construction for extra stability, strength, and noise reduction
- Powder coat finish with a 10 year warranty against rust
- New locking system. Side lock, gang locking mechanism.
- Standardized 3" drawers. Drawers are now 3", 6", 9", and 12".
- New caster system moves wheels out to the corners. Eliminates the need for a stabilizing base.
- Accepts Preferred Cart Accessories.
- Newly designed, standard push handle.
- Deluxe 5" donut casters: 2 swivel, 1 brake, and 1 steering
- Drawers with built in full length pulls (no handles to install)
- Drawers are "full access" when extended, no hidden back spaces
- New Tritseq lock with fall away key.
- New and improved bumper system.

Medication Cart / Punch Card No. 23944

- Size 32 5/8" W x 22" D x 42" H
- Weight - 240 lbs.
- Side mount storage cabinet with locking doors measures 6" wide with 3 shelves - 2 adjustable, 1 fixed. Bottom compartment holds waste container.
- Roller bearing slides.
- Tubular locking system all around for extra security.
- 5" all swivel casters - 2 locking.
- Available in Autumn White.

\$1,480.00
List Price ~~\$2,550~~



1 - 3" drawer, 3 - 9" drawers,
1 - Locking Narcotics Box
9 - Punch Card Holders

24 Bin Medication Cart No. 23970


- (Upper Compartment holds 24 bins)
- Size 32 5/8" W x 22" D x 42" H.
- Weight - 240 lbs.
- Bin size - 3 1/4" W x 11" D x 2 1/2" H
- Side mount storage cabinet with locking doors measures 6" wide with 3 shelves - 2 adjustable, 1 fixed. Bottom compartment holds waste container.
- Roller bearing slides.
- Tubular locking system all around for extra security.
- 5" all swivel casters - 2 locking.
- Available in Autumn White.

\$1,821.00
List Price ~~\$2,999~~



1 - 3" drawer, 1 - 6" drawer,
1 - 12" high drawer with
Locking Narcotics Box

Deluxe Folding Specialty Screens



#153

- Featuring 3/4" anodized-aluminum frames with stainless steel hinges. Each section size is 68"H x 19"W.
- Three-section mobile frame #153 is on six 2" casters for stability & easy transport.
- Stationary unique s frame. Base available in 2, 3, 4 or 5 sections. (Order panels separately). Vinyl and cloth panels are antibacterial and flame resistant.

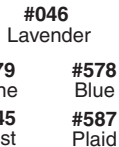
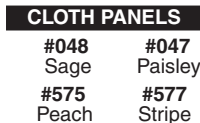



#055

5 Section Privacy Screen

Model No.	Description	Price
153	Mobile Frames	\$169.99
052	Two Section Stationary	139.99
053	Three Section Stationary	149.99
054	Four Section Stationary	175.99
055	Five Section Stationary	212.99

Choose from 2 Vinyl or 5 Cloth Panel colors:



Panels	Style	Price
See Illus.	Vinyl	\$15.99 Each
See Illus.	Cloth	\$39.99 Each

Computer Stand

- Top shelf accommodates projector or standard LCD monitor; 24"W x 18"D x 38 1/2"-44 1/2"H
- Keyboard/laptop shelf; 24"W x 14"D x 36 1/4"-44 1/4"H
- Overall size: 24"W x 31"D x 38 1/2"-44 1/2"H (34"W with CPU holder extended). 44 lbs.
- Bottom storage/printer shelf.
- Top and middle shelves are height adjustable.
- Includes CD rack (holds 10 CDs) and CPU rack (attaches left or right; adjusts 8"-10"W).
- 3" casters (2 locking).
- Ship ready to assemble.



SALE

~~\$199.90~~ **\$159.89** #85052

Stainless Steel Service Cart

\$197.99

- Catalog Number: 6400
36" H x 35" W x 21" D
- EZ Assembly
 - Cap 300 lbs.
 - 3" Wheels (2 lock)



NEW



Cart Covers
#ABC
\$69.95



36" High

Tech Cart

- Features:
- Rust resistant undercoat
 - **Oyster - Off-White** baked enamel finish

2 DRAWER SHELF CART

- 400 lb. capacity
- 3 1/2" high trays
- Cylinder locks w/keys
- Tray can be inverted to make flat top work surface
- Easy assembly

Tray Size	Drawer Size	Cat. No.	WT.	Price
16"x30"	15x20x6"H	28-1622	80	\$299.99
24"x36"	15x20x6"H	28-2622	103	\$339.99

Shipped KD

Instrument Cart

- 800 Lb. Capacity
- "Frost White" Baked Enamel Finish (Rust Resistant)
- Locking (key) Drawers: 15"x20"x6"H
- 3-1/2" High Trays
- 5" Wheels (2 Swivel, 2 Rigid)
- Easy Assembly
- Ships UPS
- Cushion Rubber Mat in Top Tray
- Overall Size 24"x36"x36"H

NEW



#322436 - 4 Drawer	Wt. 135 Lbs.	\$599.99
#322436 - 2 Drawer	Wt. 95 Lbs.	\$459.90

EDGE CO • P.O. Box 338 • Little Ferry, N.J. 07643 • (201) 945-5660 • Fax (201) 945-5966
TOLL FREE 1-800-833-4326 or 1-800-8-EDGE CO

Additional NEW Products Are At: www.edgecoamerica.com
SEE INSIDE FOR MANY NEW PRODUCTS!

Additional NEW Products Are At: www.edgecoamerica.com

Easy Roll Cart With Lockable Casters, Lifetime Warranty



Durable, versatile carts equipped with 4" casters that roll over floor cracks and thresholds effortlessly. Two casters lock. Strong structural thermoplastic shelves won't warp, crack, peel. Shelf size 18"x24".

1/2 PRICE SALE

Model	Description	Wt.	Color	Between Shelves	Price (each)
WT26B	26" Tuffy Cart	20	Black	16 1/2"	\$89.99
WT34B	34" Tuffy Cart	26	Black	6 1/2" x 16 1/2"	94.99
WT42B	42" Tuffy Cart	29	Black	14 1/2" x 16 1/2"	99.99
WTEAB	Electrical Assembly	2			39.00
WTCB	Lockable Cabinet	18	Black		80.00

EDGECO

P.O. Box 338
Little Ferry, NJ 07643

Attn: Purchasing, Central Supply, Emergency Room, Operating Room, Housekeeping, Nurse Manager.

PRSR STD
U.S. Postage
PAID
Permit 751
Sioux Falls, SD

Folding Platform Truck

- 19" x 29" enamel finish nonskid platform
- Handle folds down for easy storage
- Vinyl perimeter bumper
- 4" hard rubber casters
- 275 lb capacity



#272238

\$69.95



E-Z View / Ships KD via UPS

510

Large Capacity Utility Cart

IV Solutions, Mail/Storage or Supplies, General Purpose. A real workhorse. Our largest and most heavy duty utility cart.

Top Basket - Heavy duty wire construction. Comes with legal size file folder rack. Chrome plated. 38 1/2" x 16 1/2" x 10" deep.
Bottom Basket - Heavy duty wire construction. Chrome plated. 38 1/2" x 16 1/2" x 8 1/2" deep.
Cart - Built with 1" square heavy gauge steel tubing. Heavy duty 4" swivel casters in front and 10" semi-pneumatic wheels in back. Chrome Plated. Unit height 40 1/2".
K.D., Easy Assembly, Ships UPS.



NEW!



\$299.99

510CC Cart Cover \$79.99



OPEN WIRE BASKET CARTS

Feature sliding baskets that lock into position for easy access. Each basket (21" x 19" x 7"H) includes (1) Divider & (2) Labels. Optional cart covers available; Heavy duty steel construction is chrome plated for a clean, professional look. Cart rolls easily on 5" swivel casters (2 with brakes). Ships KD for freight savings. Easy to assemble.

Model	W x L x H	No. Baskets	Price (ea.)
012	21" x 50" x 68"	12	\$599.00
006	21" x 26" x 68"	6	384.00
012CC	Cart Cover		129.90
006CC	Cart Cover		89.95
001	Extra Baskets		44.50
002	Extra Dividers		6.75

EDGECO • P.O. Box 338 • Little Ferry, N.J. 07643 • (201) 945-5660 • Fax (201) 945-5966

TOLL FREE 1-800-833-4326 or 1-800-8-EDGECO

**Additional NEW Products Are At: www.edgecoamerica.com
SEE INSIDE FOR MANY NEW PRODUCTS!**